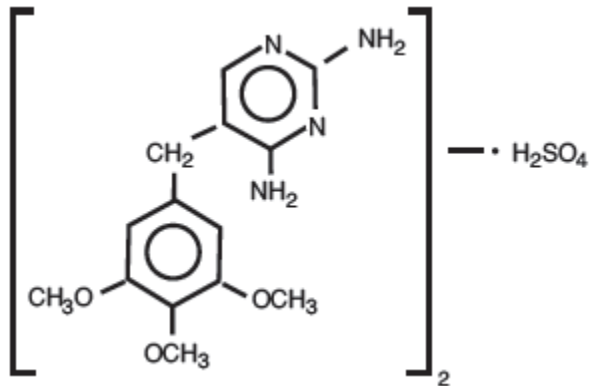


POLYMYXIN B SULFATE and TRIMETHOPRIM
ophthalmic solution, USP
sterile

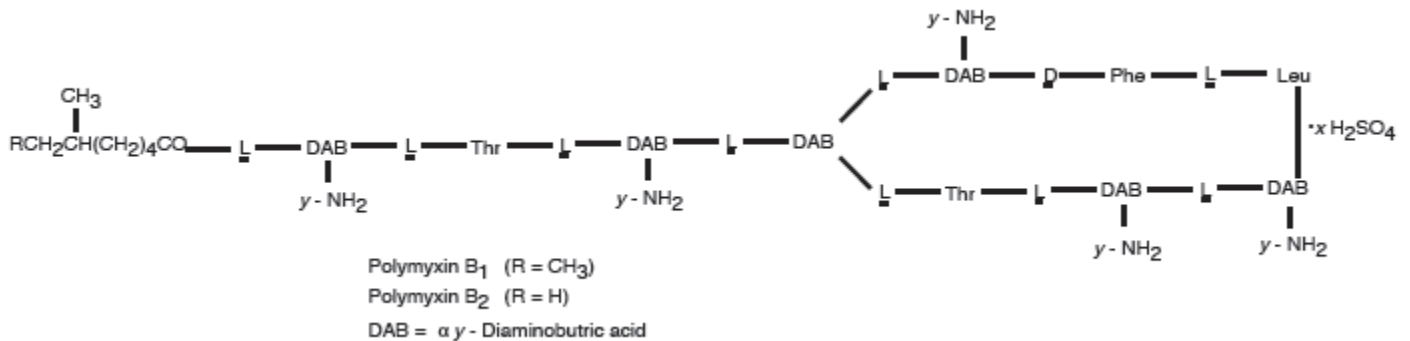
DESCRIPTION

Polymyxin B sulfate and trimethoprim ophthalmic solution, USP is a sterile antimicrobial solution for topical ophthalmic use.

Chemical Names: Trimethoprim sulfate, 2,4-Diamino-5-(3,4,5-trimethoxybenzyl) pyrimidine sulfate (2:1), is a white, odorless, crystalline powder with a molecular weight of 678.72 and the following structural formula:



Polymyxin B sulfate is the sulfate salt of polymyxin B₁ and B₂ which are produced by the growth of *Bacillus polymyxa* (Prazmowski) Migula (Fam. Bacillaceae). It has a potency of not less than 6,000 polymyxin B units per mg, calculated on an anhydrous basis. The structural formulae are:



Contains: Actives: polymyxin B sulfate 10,000 units/mL; trimethoprim sulfate equivalent to 1 mg/mL.
Preservative: benzalkonium chloride 0.04 mg/mL. **Inactives:** purified water; sodium chloride; and sulfuric acid. May also contain sodium hydroxide for pH adjustment. It has pH of 4.0 to 6.2 and osmolality of 270 to 310 mOsm/kg.

CLINICAL PHARMACOLOGY

Trimethoprim is a synthetic antibacterial drug active against a wide variety of aerobic gram-positive and gram-negative ophthalmic pathogens. Trimethoprim blocks the production of tetrahydrofolic acid from dihydrofolic acid by binding to and reversibly inhibiting the enzyme dihydrofolate reductase. This binding is stronger for the bacterial enzyme than for the corresponding mammalian enzyme, and therefore, selectively interferes with bacterial biosynthesis of nucleic acids and proteins.

Polymyxin B, a cyclic lipopeptide antibiotic, is bactericidal for a variety of gram-negative organisms, especially *Pseudomonas aeruginosa*. It increases the permeability of the bacterial cell membrane by interacting with the phospholipid components of the membrane.

Blood samples were obtained from 11 human volunteers at 20 minutes, 1 hour and 3 hours following instillation in the eye of 2 drops of ophthalmic solution containing 1 mg trimethoprim and 10,000 units polymyxin B per mL. Peak serum concentrations were approximately 0.03 mcg/mL trimethoprim and 1 unit/mL polymyxin B.

Microbiology

In vitro studies have demonstrated that the anti-infective components of polymyxin B sulfate and trimethoprim ophthalmic solution, USP are active against the following bacterial pathogens that are capable of causing external infections of the eye:

Trimethoprim: *Staphylococcus aureus* and *Staphylococcus epidermidis*, *Streptococcus pyogenes*, *Streptococcus faecalis*, *Streptococcus pneumoniae*, *Haemophilus influenzae*, *Haemophilus aegyptius*, *Escherichia coli*, *Klebsiella pneumoniae*, *Proteus mirabilis* (indole-negative), *Proteus vulgaris* (indole-positive), *Enterobacter aerogenes* and *Serratia marcescens*.

Polymyxin B: *Pseudomonas aeruginosa*, *Escherichia coli*, *Klebsiella pneumoniae*, *Enterobacter aerogenes* and *Haemophilus influenzae*.

INDICATIONS AND USAGE

Polymyxin B sulfate and trimethoprim ophthalmic solution, USP is indicated in the treatment of surface ocular bacterial infections, including acute bacterial conjunctivitis, and blepharoconjunctivitis, caused by susceptible strains of the following microorganisms: *Staphylococcus aureus*, *Staphylococcus epidermidis*, *Streptococcus pneumoniae*, *Streptococcus viridans*, *Haemophilus influenzae* and *Pseudomonas aeruginosa*.*

*Efficacy for this organism in this organ system was studied in fewer than 10 infections.

CONTRAINDICATIONS

Polymyxin B sulfate and trimethoprim ophthalmic solution, USP is contraindicated in patients with known hypersensitivity to any of its components.

WARNINGS

NOT FOR INJECTION INTO THE EYE. If a sensitivity reaction to polymyxin B sulfate and trimethoprim ophthalmic solution, USP occurs discontinue use. Polymyxin B sulfate and trimethoprim ophthalmic solution, USP is not indicated for the prophylaxis or treatment of ophthalmia neonatorum.

PRECAUTIONS

General

As with other antimicrobial preparations, prolonged use may result in overgrowth of nonsusceptible organisms, including fungi. If superinfection occurs, appropriate therapy should be initiated.

Information for Patients

Avoid contaminating the applicator tip with material from the eye, fingers, or other source. This precaution is necessary if the sterility of the drops is to be maintained.

If redness, irritation, swelling or pain persists or increases, discontinue use immediately and contact your physician.

Patients should be advised not to wear contact lenses if they have signs and symptoms of ocular bacterial infections.

Carcinogenesis, Mutagenesis, Impairment of Fertility

Carcinogenesis: Long-term studies in animals to evaluate carcinogenic potential have not been conducted with polymyxin B sulfate or trimethoprim.

Mutagenesis: Trimethoprim was demonstrated to be non-mutagenic in the Ames assay. In studies at two laboratories no chromosomal damage was detected in cultured Chinese hamster ovary cells at concentrations approximately 500 times human plasma levels after oral administration; at concentrations approximately 1,000 times human plasma levels after oral administration in these same cells, a low level of chromosomal damage was induced at one of the laboratories. Studies to evaluate mutagenic potential have not been conducted with polymyxin B sulfate.

Impairment of Fertility: Polymyxin B sulfate has been reported to impair the motility of equine sperm, but its effects on male or female fertility are unknown.

No adverse effects on fertility or general reproductive performance were observed in rats given trimethoprim in oral dosages as high as 70 mg/kg/day for males and 14 mg/kg/day for females.

Pregnancy:

Teratogenic Effects Animal reproduction studies have not been conducted with polymyxin B sulfate. It is not known whether polymyxin B sulfate can cause fetal harm when administered to a pregnant woman or can affect reproduction capacity.

Trimethoprim has been shown to be teratogenic in the rat when given in oral doses 40 times the human dose. In some rabbit studies, the overall increase in fetal loss (dead and resorbed and malformed conceptuses) was associated with oral doses 6 times the human therapeutic dose.

While there are no large well-controlled studies on the use of trimethoprim in pregnant women, Brumfitt and Pursell, in a retrospective study, reported the outcome of 186 pregnancies during which the mother received either placebo or oral trimethoprim in combination with sulfamethoxazole. The incidence of congenital abnormalities was 4.5% (3 of 66) in those who received placebo and 3.3% (4 of 120) in those receiving trimethoprim and sulfamethoxazole. There were no abnormalities in the 10 children whose mothers received the drug during the first trimester. In a separate survey, Brumfitt and Pursell also found no congenital abnormalities in 35 children whose mothers had received oral trimethoprim and sulfamethoxazole at the time of conception or shortly thereafter.

Because trimethoprim may interfere with folic acid metabolism, trimethoprim should be used during pregnancy only if the potential benefit justifies the potential risk to the fetus.

Nonteratogenic Effects

The oral administration of trimethoprim to rats at a dose of 70 mg/kg/day commencing with the last third of gestation and continuing through parturition and lactation caused no deleterious effects on gestation or pup growth and survival.

Nursing Mothers:

It is not known whether this drug is excreted in human milk. Because many drugs are excreted in human milk, caution should be exercised when polymyxin B sulfate and trimethoprim ophthalmic solution, USP is administered to a nursing woman.

Pediatric Use:

Safety and effectiveness in children below the age of 2 months have not been established (see [WARNINGS](#)).

Geriatric Use:

No overall differences in safety or effectiveness have been observed between elderly and other adult patients.

ADVERSE REACTIONS

The most frequent adverse reaction to polymyxin B sulfate and trimethoprim ophthalmic solution, USP is local irritation consisting of increased redness, burning, stinging, and/or itching. This may occur on instillation, within 48 hours, or at any time with extended use. There are also multiple reports of hypersensitivity reactions consisting of lid edema, itching, increased redness, tearing, and/or circumocular rash. Photosensitivity has been reported in patients taking oral trimethoprim.

DOSAGE AND ADMINISTRATION

In mild to moderate infections, instill one drop in the affected eye(s) every three hours (maximum of 6 doses per day) for a period of 7 to 10 days.

HOW SUPPLIED

Polymyxin B sulfate and trimethoprim ophthalmic solution, USP is supplied sterile in opaque white low density polyethylene ophthalmic dispenser bottles and tips with white high impact polystyrene (HIPS) caps as follows:

10 mL in 10 mL bottle - NDC 60758-908-10

Storage: Store at 15°-25°C (59°-77°F) and protect from light.

Rx only

Revised: 12/2018

For more information, call 1-800-678-1605

Distributed for
Allergan USA, Inc.
Madison, NJ 07940

© 2019 Allergan, Inc.

All trademarks are the property of their respective owners



v1.0USPI908

PRINCIPAL DISPLAY PANEL

NDC 60758-908-10

**POLYMYXIN B
SULFATE and
TRIMETHOPRIM**

ophthalmic
solution, USP

10 mL

sterile

Rx only

PACIFIC
PHARMA

**POLYMYXIN B
SULFATE and
TRIMETHOPRIM**
ophthalmic
solution, USP

10 mL

sterile

63435PY12

PACIFIC
PHARMA


NDC 60758-908-10

**POLYMYXIN B
SULFATE and
TRIMETHOPRIM**
ophthalmic
solution, USP

10 mL

sterile
Rx only

Lot:
Exp.:



© 2013 Allergan, Inc.
Irvine, CA 92612, U.S.A.
® mark owned by Allergan, Inc.
Made in the U.S.A.



3 60758-908-10 3

10 mL
**POLYMYXIN B
SULFATE and
TRIMETHOPRIM**
ophthalmic solution, USP
90883PY

CONTAINS: Actives:
polymyxin B sulfate
10,000 units/mL;
trimethoprim sulfate
equivalent to 1mg/mL
Preservative:
benzalkonium chloride
0.04 mg/mL **Inactives:**
purified water; sodium
chloride; and sulfuric acid.
May also contain sodium
hydroxide to adjust pH
(4.0 to 6.2).
USUAL DOSAGE: One
drop in the affected eye
every three hours. For
indications, dosage,
precautions, etc., see
package insert.
Storage: Store at 15°-25°C
(59°-77°F) and protect
from light.

014024